




# LANDSCAPE CONTRACTOR

M A G A Z I N E

REACHING THE LANDSCAPE, IRRIGATION AND MAINTENANCE CONTRACTOR

## FEATURES

- 20 Holmby Hills Estate**  
French Normandy Comes to Los Angeles
- 24 Asian Elegance**  
Eastern Influence in Mill Valley
- 28 Mediterranean Landscape**  
A Formal Garden For Family Gatherings
- 32 Innovative Landscaping**  
Unlocking New Solutions
- 34 Pond Maintenance**  
Practical Information for Landscape Contractors



## NEWS & DEPARTMENTS

- 4** Commentary
- 6** Interlock Talk: Control Project Costs
- 10** People in the News
- 13** Technology: Plant Material Software
- 14** Focus Feature: Aeration is the Key to Healthy Ponds
- 15** Product Focus: Water Pumps and Water Features
- 16** Landscape Industry Show 2000
- 44** Advertisers Index & Phone Book
- 45** Reader Response Card
- 54** CLCA San Diego Teams Up

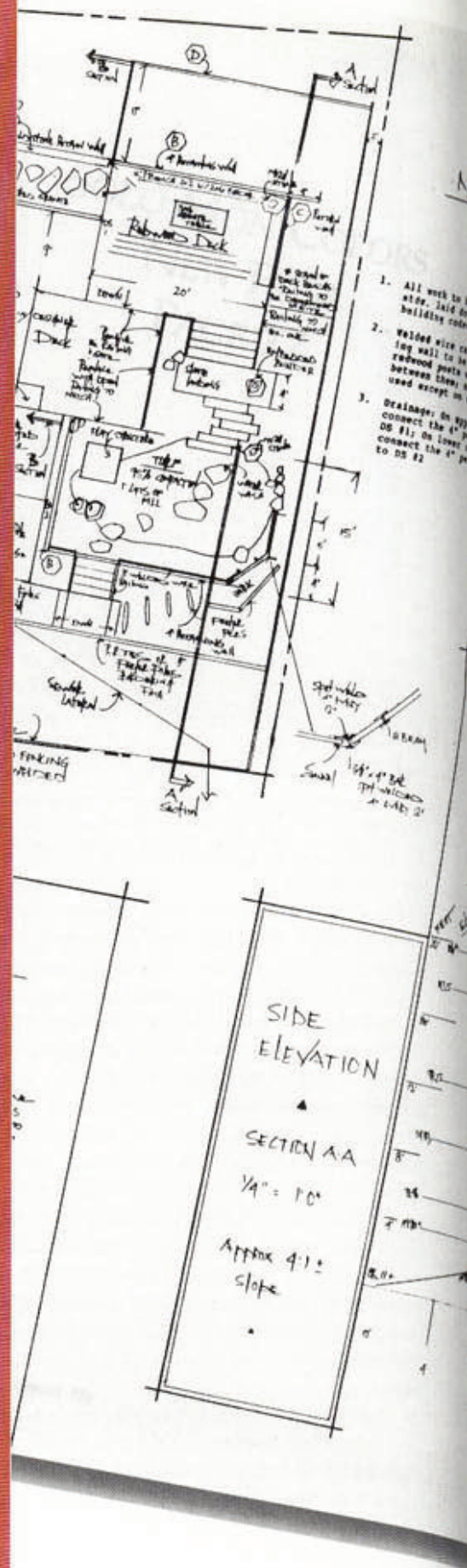
BULK RATE  
U.S. POSTAGE  
PAID  
Permit No. 63  
Shepherdsville, KY  
40165



# Asian Influence Comes To Mill Valley

by Michelle d Hulst

**L**andscape Contractors that provide both design and installation for their clients, understand the vast parameters that exist on any work site. Some may be easy to work around and others can set the tone for the entire project. For a custom residential project, some of the parameters may be the proximity of the neighbors, topography of the land, architectural style of the home, and the specific needs and budget of the client. Without a doubt, Contractors prefer starting with a barren landscape because they don't have to work around the mistakes of others. However, inherent parameters exist on every job site whether the Contractor is offered a blank canvas or one with some work already completed.





ES

at or above min.  
local and uniform

on lower retain-  
ment w/ 4x4  
fire stretched  
railing to be  
rows.

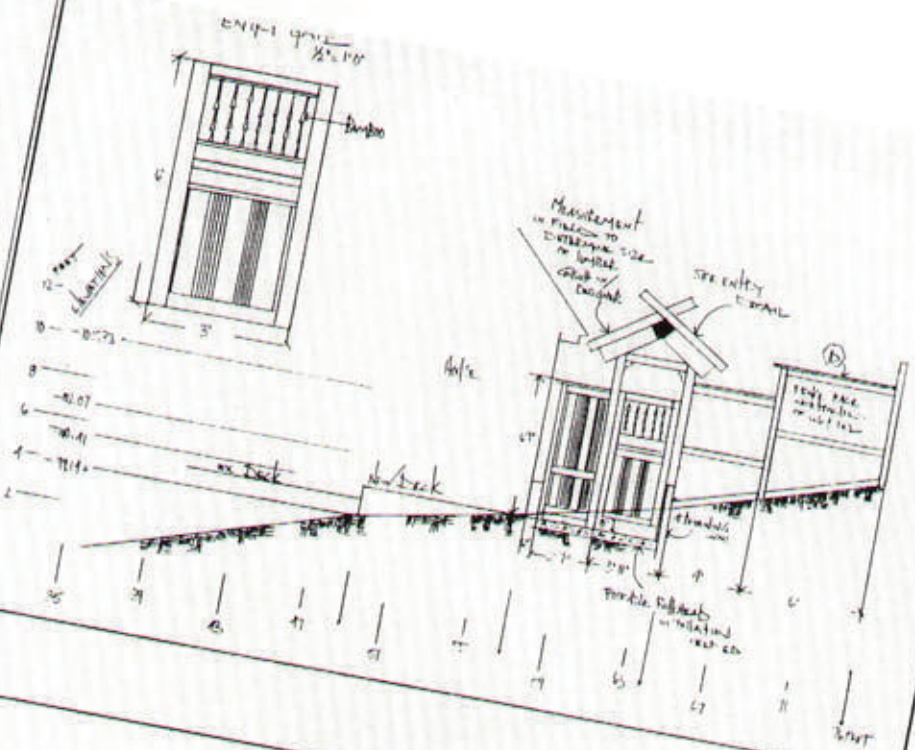
retaining walls  
and pipe to  
dig wall  
and pipe

SIDE  
ELEVATION


SECTION BB

1/4" = 10'

APPROX 7:1±  
SLOPE



NS







Before entering through the custom designed garden gate (left), visitors walk over New Mexico waterwash stepping stones that are floating in a shallow bed of variegate earthtone Trinity Gravel. To the left of the walkway is a low, fieldstone retaining wall that flanks a 4:1 slope. The handcrafted wooden bench (bottom) and Mizu stone (right) act as a focal point for the upper redwood deck. Biaggi works in harmony with the stone to carve a low depression that holds water for ritualistic cleansing ceremonies.



When Suzanne Biaggi of Sculptural Landscapes based in Petaluma, California, was commissioned to design the garden environment for a client's home in Mill Valley, she was able to begin with a barren landscape. Though she was handed a blank canvas, there were some significant parameters that influenced her design philosophy.

One of the parameters that Biaggi gladly worked within was the client's request for an Asian influence for the garden's design. The design motif is apparent when visitors pass through the custom designed entryway into the backyard. New Mexico waterwash stepping stones float in a shallow bed of variegate earthtone Trinity Gravel. To the left of the walkway is a low, fieldstone retaining wall that flanks a 4:1 slope. A simple palette of green plants, yellow Santolina Virens and purple Verbena 'Homestead' decorate the slope and establish the mood for those entering the garden. As inspiration for the garden gate, Biaggi used the architectural lines of the house's peeked roof. The redwood used to construct the entry gate was treated so it would maintain its reddish color while the fence was left untreated so it would turn grey from weathering.

The retaining wall continues on the other side of the fence but a wooden motif was used to match the redwood decking. Immediately after walking into the backyard, a handcrafted, L-shaped wooden bench is the focal point. Where the two benches meet, Biaggi designed a Mizu stone that holds water for ritualistic cleansing ceremonies. In Japanese tradition, the water in a Mizu





One of the project's parameters that played a significant role was the 4:1 slope that constituted most of the backyard. To travel from the upper deck to the grass lawn below, Biaggi designed a redwood staircase. At the first landing, rust colored Fall River Slate stone in angular shapes was used for paving material. To create visual stimulation, a nice size stone was embedded in the midst of the paving.

stone is removed every morning as part of ritual to greet the day. The water emptied from the basin is sprinkle on threshold in an act of cleansing. When carving the stone, Biaggi said that she tries to work harmoniously with the stone's character. "I collaborate with the stone to determine where the best place is to carve and how to carve it."

To travel from the upper deck to the grass lawn below, Biaggi designed a wooden staircase. One of the project's parameters that played a significant role was the 4:1 slope that constituted most of the backyard. Flanking the first series of steps, Biaggi specified a mass of wine colored day lilies. At the first landing, rust colored Fall River Slate stone in angular shapes was used as paving material. To create visual stimulation, Biaggi embedded a nice size stone in the midst of the paving. Throughout the entire residential project, the theme of rock vignettes is carried out.

The final set of slate stairs was augmented by groupings of yellow Little Maids and purple Lavender. Biaggi said that she prefers to use only a few colors when she designs a landscape. When it comes to beauty in design, she confessed that understated elegance is what she likes best.

Professionals in the design/build industry know that parameters exist for every project. The key to success is flexibility and creativity when it comes to meeting the client's needs while working within the limitations of the work site.

LCM

